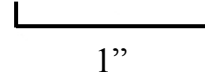


# BERET DISPLAY

## Sizing

**Printing Instructions-** This page must be printed on standard 8 1/2 X 11 paper. For MAC, ensure that print scaling is set to 100%. For PC (Windows), ensure that print scaling is set to none. To confirm accuracy, figure below should measure 1 inch in length.




**Sizing Strips-** Every Beret Display comes with a thin and a thick sizing strip as well as application instructions. If your beret does not require one, disregard the strips.

**KEY:**

Required	Sizing	Strip
Beret Display Size		

### How To Measure:




1. Align the beret's headband.



2. Place the headband at START.



3. Extend the beret along the line.



4. Where the headband ends is your Beret Display size and sizing strip requirement. Example above is size Large/XLarge with no sizing strip needed.

